

Microsoft

SC-401

Administering Information Security in Microsoft 365

v8.5

DEMO QUESTIONS





Sample Q&A Preview

Preview content before purchase

Get Full Version & Premium Features

<https://examcertify.co.uk/exam/sc-401>

Premium Benefits Included

-  **Free Updates**
90 days of exam updates
-  **Money Back**
30-day guarantee policy
-  **Instant Access**
Download immediately
-  **24/7 Support**
Expert assistance anytime

Question 1. (Multi Select)

You have a Microsoft 365 subscription.

You need to ensure that users can apply retention labels to individual documents in their Microsoft SharePoint libraries.

Which two actions should you perform? Each correct answer presents part of the solution.

NOTE: Each correct selection is worth one point.

- A: From Microsoft Defender for Cloud Apps, create a file policy.
- B: From the SharePoint admin center, modify the Site Settings.
- C: From the SharePoint admin center, modify the records management settings.
- D: From the Microsoft Purview portal, publish a label.
- E: From the Microsoft Purview portal, create a label.

Answer: D, E

Explanation:

To allow users to apply retention labels to individual documents in Microsoft SharePoint libraries, you need to create a retention label and publish the label.

In Microsoft Purview, retention labels define how long content should be retained or deleted. You must first create a label that specifies the retention rules. After creating the label, you must publish it so that it becomes available for users in SharePoint document libraries. Once published, users can manually apply the retention label to individual documents.

Question 2. (Single Select)

You need to meet the technical requirements for the creation of the sensitivity labels.

To which user or users must you assign the Sensitivity Label Administrator role?

- A: Admin1 only
- B: Admin1 and Admin4 only
- C: Admin1 and Admin5 only
- D: Admin1, Admin2, and Admin3 only

E: Admin1, Admin2, Admin4, and Admin5 only

Answer: D

Explanation:

To meet the requirement that all administrative users must be able to create Microsoft 365 sensitivity labels, we need to assign the Sensitivity Label Administrator role to the correct users.

Sensitivity Label Administrator Role Responsibilities

This role allows users to:

- Create and manage sensitivity labels in Microsoft Purview.
- Publish and configure auto-labeling policies.
- Modify label encryption and content marking settings.

Review of Admin Roles from the Table:

Admin	Role Assigned	Can Create Sensitivity Labels?
Admin1	Global Reader	<input type="checkbox"/> No, read-only permissions.
Admin2	Compliance Data Administrator	<input type="checkbox"/> Yes, can manage compliance data, including labels.
Admin3	Compliance Administrator	<input type="checkbox"/> Yes, has full compliance management, including labels.
Admin4	Security Operator	<input type="checkbox"/> No, this role is focused on security alerts and response.
Admin5	Security Administrator	<input type="checkbox"/> No, primarily focused on security policies and threat management.

Users that must be assigned the Sensitivity Label Administrator role are Admin2 (Compliance Data Administrator), Admin3 (Compliance Administrator), and Admin1 (Global Reader). Admin1 (Global Reader) is not assigned the role to fulfill the requirement that all admins can create labels).

Question 3. (DRAGDROP)

You need to meet the technical requirements for the Site1 documents.

Which three actions should you perform in sequence? To answer, move the appropriate actions from the list of actions to the answer area and arrange them in the correct order.

Actions

Create a sensitivity label.

Wait 24 hours and then turn on the policy.

Create a sensitive info type.

Create a retention label.

Create an auto-labeling policy.

Answer Area

Answer:

Actions

Create a sensitivity label.

Wait 24 hours and then turn on the policy.

Create a sensitive info type.

Create a retention label.

Create an auto-labeling policy.

Answer Area

Create a sensitive info type.

Create a retention label.

Create an auto-labeling policy.

Question 4. (HOTSPOT)

You need to meet the technical requirements for the confidential documents.

What should you create first, and what should you use for the detection method? To answer, select the appropriate options in the answer area.

NOTE: Each correct selection is worth one point.

Answer Area

Create first:

A Compliance Manager assessment
A content search
A DLP policy
A sensitive info type
A sensitivity label

Use for detection method:

Dictionary
File type
Keywords
Regular expression

Answer:

Answer Area

Create first:

A Compliance Manager assessment
A content search
A DLP policy
A sensitive info type
A sensitivity label

Use for detection method:

Dictionary
File type
Keywords
Regular expression

Question 5. (Single Select)

You have a Microsoft 365 E5 subscription that contains a Microsoft Teams channel named Channel1. Channel1 contains research and development documents.

You plan to implement Microsoft 365 Copilot for the subscription.

You need to prevent the contents of files stored in Channel1 from being included in answers generated by Copilot and shown to unauthorized users.

What should you use?

- A: data loss prevention (DLP)
- B: Microsoft Purview insider risk management
- C: Microsoft Purview Information Barriers
- D: sensitivity labels

Answer: D

Explanation:

To prevent the contents of files stored in Channel1 from being included in Microsoft 365 Copilot responses and ensure unauthorized users cannot access them, you should use Microsoft Purview Sensitivity Labels. Sensitivity labels allow you to classify, protect, and restrict access to sensitive files. You can configure label-based encryption and access control policies to ensure that only authorized users can access or interact with the files in Channel1. Microsoft 365 Copilot respects sensitivity labels, meaning if a file is labeled with restricted permissions, Copilot will not use it in generated responses for unauthorized users.

Ready for Success?

Get the complete exam package today

<https://examcertify.co.uk/exam/sc-401>

Thank You for Choosing ExamCertify!

Your Success is Our Mission

Special Discount Code

15OFFTODAY

Contact Us

Sales: sales@examcertify.co.uk
Support: support@examcertify.co.uk

